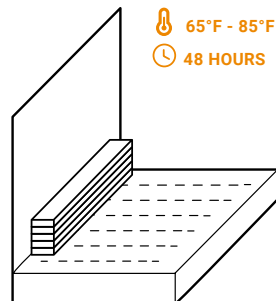


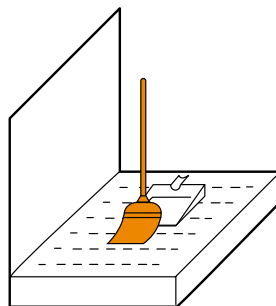
1. ACCLIMATE

- Remove flooring from boxes and store inside the project area. Keep stacks 3' high or less, ensuring flooring is stored flat.
- Allow material to acclimate to room conditions for a minimum of 48 hours.
- Room temperature should be kept between 65°F - 85°F.




2. PREP

- Prepare subfloor to be dry, smooth, level, clean and dust-free
- Ensure adhesive manufacturers subfloor guidelines are followed.




3. INSTALL


- Typically, flooring is aligned parallel with the longest wall
- Determine Installation Pattern



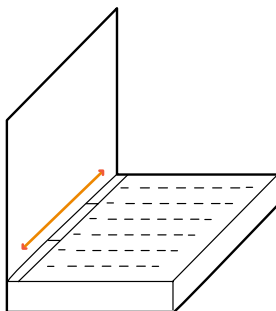
RANDOM



DIAGONAL

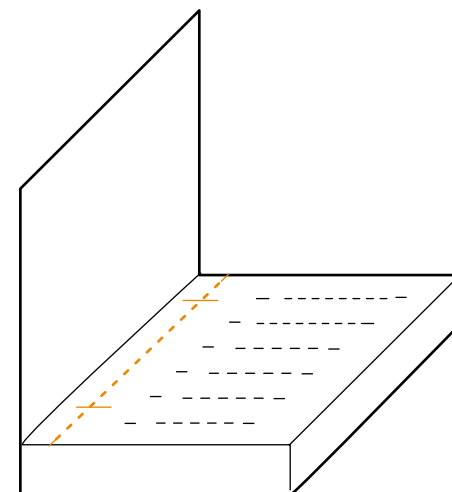


SUBWAY



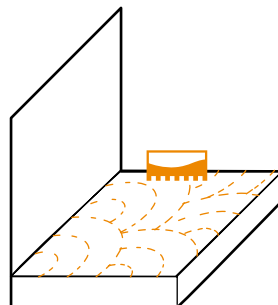
4. DRAW GUIDE LINE

- Mark 24" off starting wall at 2 locations (Measure and mark 2 points off the starting wall, Mark 2 points off the starting wall)
- Snap chalk line connecting the 2 marks
- Draw over chalk with pencil or permanent marker



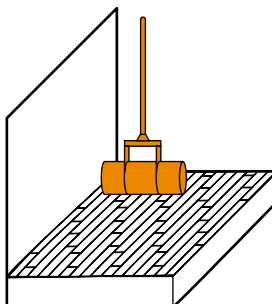
5. SPREAD ADHESIVE

- Apply adhesive across the installation area in sections that are workable within the allowed open time per the adhesive manufacturer.
- Spread adhesive in such a way that you can reach the Guide Line to install the first row.



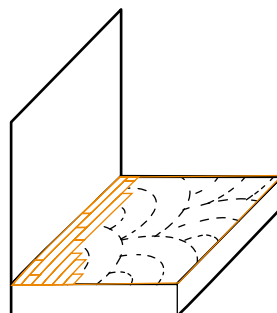
6. ROLL FLOOR

- If using a pressure sensitive adhesive, roll the flooring with a 75-100lb 3-section hard surface floor roller to ensure proper adhesive transfer and bond. Use a hand roller in hard to reach areas.



7. INSTALL PLANKS

- Install the first row along the Guide Line.
- Fit planks tightly together avoiding gaps. Keep your work square.
- Lay subsequent rows into the adhesive. Maintain proper spacing (at least 8") when staggering end joints.



RECOMMENDED ADHESIVE

Transitional Pressure Sensitive Adhesive for LVP/LVT/Tile Urban 3010 with ColorReady™ (Green) has both high tack/grab and extended working time required for larger installation projects. ColorReady™ technology is a visual indicator that helps to easily identify when to install your flooring. Urban 3010 provides high strength and moisture resistance. Urban 3010 is LEED v4 contributing (CDPH v1.2).

